

Financial Highlights

Excluding amortisation of the upfront connection fees

	Six-month periods ended 30 June		Rates of change
	2008	2009	
Operating revenues (RMB millions)	89,351	102,554	14.8%
EBITDA ¹ (RMB millions)	44,268	43,339	(2.1%)
EBITDA margin	49.5%	42.3%	(7.2pp)
Net profit ² (RMB millions)	11,606	8,412	(27.5%)
Basic earnings per share (RMB)	0.14	0.10	(27.5%)
Capital expenditure (RMB millions)	18,783	17,033	(9.3%)
Free cash flow ³ (RMB millions)	21,669	19,652	(9.3%)

Including amortisation of the upfront connection fees

	Six-month periods ended 30 June	
	2008	2009
Operating revenues (RMB millions)	90,379	103,146
EBITDA ¹ (RMB millions)	45,296	43,931
EBITDA margin	50.1%	42.6%
Net profit ² (RMB millions)	12,634	9,004

¹ For convenience of the investors' analysis, EBITDA is calculated before CDMA network capacity lease fee.

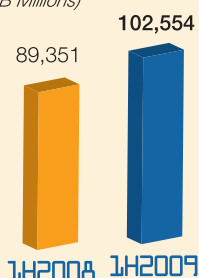
² Net profit represents profit attributable to equity holders of the Company.

³ Free cash flow is calculated from EBITDA (excluding amortisation of upfront connection fees) minus CDMA network capacity lease fee, capital expenditure and income tax.



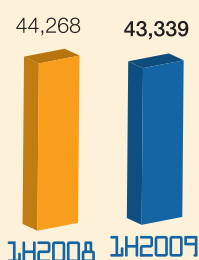
Operating Revenues

(RMB Millions)



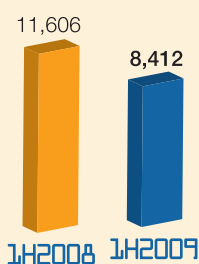
EBITDA¹

(RMB Millions)



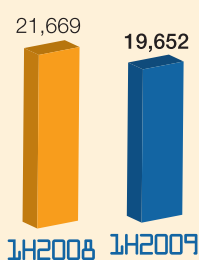
NET PROFIT²

(RMB Millions)



Free Cash Flow³

(RMB Millions)



For further information, please browse our website at www.chinatelecom-h.com

